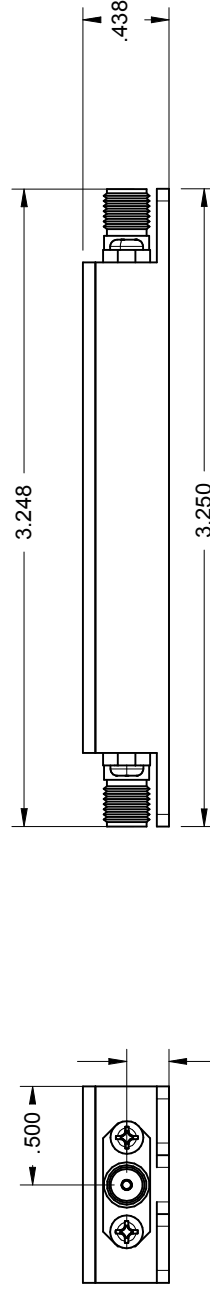
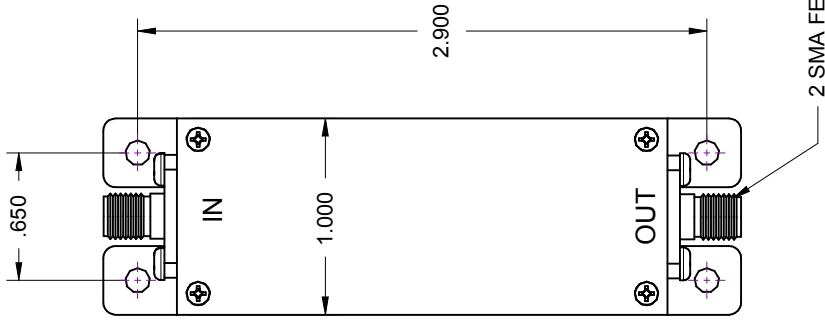
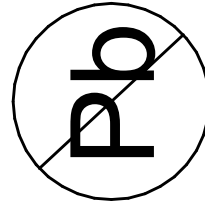


NOTES:

1. ANY CHANGES IN DESIGN, COMPOSITION, OR PROCESSING FROM APPROVED PRODUCTION SAMPLE PARTS REQUIRE COMPANY ENGINEERING APPROVAL PRIOR TO CHANGE IMPLEMENTATION.
2. THIS PRODUCT IS FULLY DEFINED BY THIS DRAWING ALONG WITH THE ASSOCIATED 3D CAD MODEL. THE TOOL MAKER / SUPPLIER IS RESPONSIBLE FOR SUPPLYING A TOOL THAT WILL PRODUCE A PART THAT MEETS THIS PRODUCT DEFINITION. INSPECTION DOCUMENTATION IS NOT REQUIRED ON NON-DIMENSIONED 3D DATA UNLESS A DISCREPANCY RESULTS IN FIT, FORM, OR FUNCTIONAL PROBLEM. THE TOOL MAKER / SUPPLIER SHALL BE RESPONSIBLE FOR CORRECTION.
3. UNLESS OTHERWISE SPECIFIED DRAWING DIMENSIONS AND QUERIED 3D DATA THAT DEFINE LOCATION, POSITION, OR ORIENTATION ARE MEASURED WITH RESPECT TO THE FOLLOWING DATUM SYSTEM: AB|C
4. 3D DATA AND DRAWING GENERAL TOLERANCES, UNLESS OTHERWISE SPECIFIED:
 - LINEAR ± .01
 - ANGULAR ± 1'
 - RADII .005
 - SEE LINEAR .0015
5. STOCK MATERIAL: ASK SALES REPRESENTATIVE.



ALL MATERIALS AND FINISHES SHALL COMPLY WITH EUROPEAN UNION RESTRICTION OF HAZARDOUS SUBSTANCES. (RoHS)



DRAWN Thomas Tafoya		DATE 27 MAR, 07	TITLE A11T-BDC-SF	
CHECKED			SIZE A	DWG FILE NAME
APPROVED			SCALE 1 / 1	GPS SOURCE PART NUMBER
			REV 001	SHEET 1 OF 1

THE INFORMATION CONTAINED IN THIS DESIGN SET IS THE SOLE PROPERTY OF GPS SOURCE. USE OF THIS DESIGN IS RESERVED EXCLUSIVELY FOR SAID COMPANY. REPRODUCTION OR DISTRIBUTION OF ANY PORTION OF THIS DESIGN IS FORBIDDEN WITHOUT THE EXPRESS WRITTEN CONSENT OF GPS SOURCE.